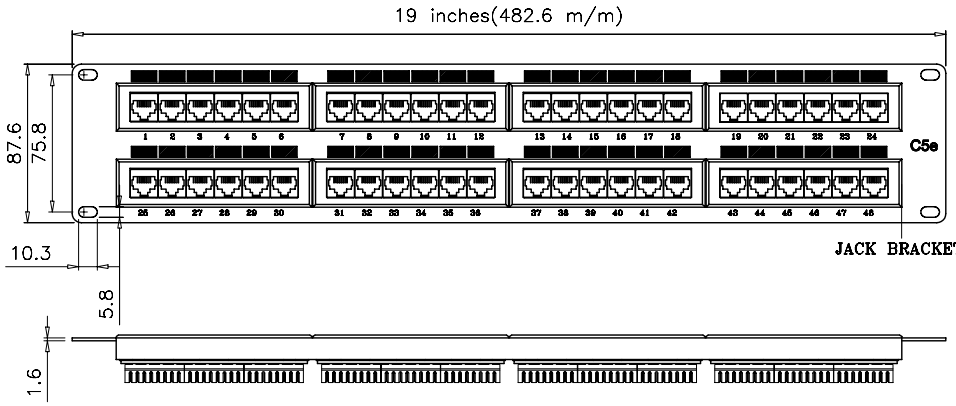

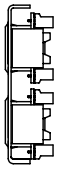

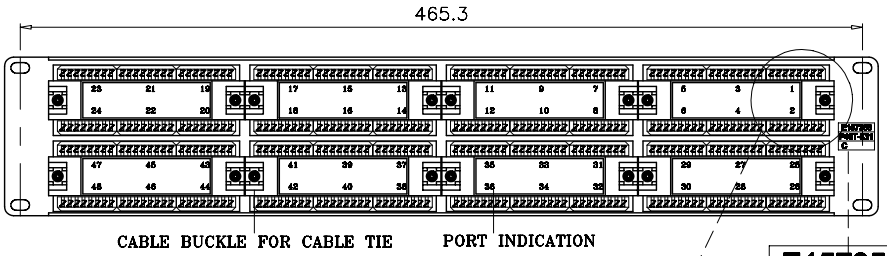

E157358
P48T-K11
C

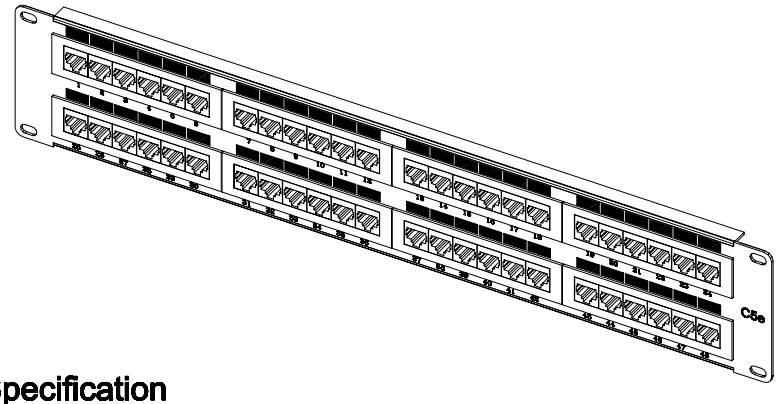

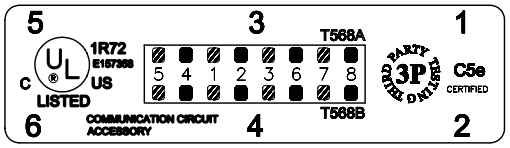

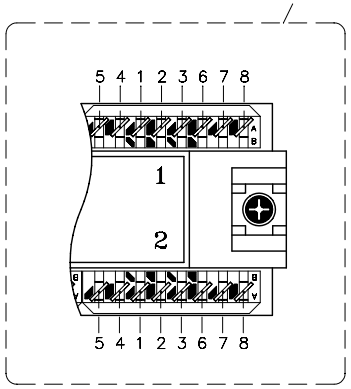

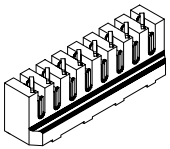

KRONE Connector

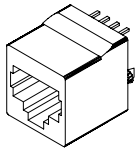

TOP ENTRY JACK

Specification

1. Panel material : 1.6 m/m SPCC with Black color painting.
2. RJ45 Jack :
   Housing : PBT, UL94 V0.
   Conductor : Phosphor Bronze with 50 micro-inch Gold plating.
   Contact Finished : Contact area : 50 micro-inch min. Gold plated.
   Solder area : 50-60 micro-inch Tin-lead plated.
   50-60 micro-inch Nickel plated on the contact side of the conductor.
3. IDC : KRONE Connector.
   IDC Housing : PC, UL94 V0, White color.
   IDC Terminal : Phosphor Bronze with 50 micro-inch Tin-lead plated over 50-60 micro-inch Nickel plated.
4. P.C.board: FR4 P.C.B. 1.6 m/m thickness, double side.
5. Jack Bracket Set: ABS UL94 V0, Black color.
6. Screws: Round head, ø3 x 20 m/m, Silver color.
7. Operation Temperature : -40°C to 80°C.
8. Insertion Force : 900gms for 8 contacts.
9. Retention Strength : 7.7 kgs between jack and plug.
10. Durability :
    750 cycles contact resistance test check every 100 cycles. Insertion cycles at 20 cycles/minute max.

Color coding information

T568B

COLOR CODE	IDC TERMINAL	RJ45 JACK
WHITE/BLUE	PIN.5	PIN.5
BLUE	PIN.4	PIN.4
WHITE/ORANGE	PIN.1	PIN.1
ORANGE	PIN.2	PIN.2
WHITE/GREEN	PIN.3	PIN.3
GREEN	PIN.6	PIN.6
WHITE/BROWN	PIN.7	PIN.7
BROWN	PIN.8	PIN.8

T568A

COLOR CODE	IDC TERMINAL	RJ45 JACK
WHITE/BLUE	PIN.5	PIN.5
BLUE	PIN.4	PIN.4
WHITE/GREEN	PIN.1	PIN.1
GREEN	PIN.2	PIN.2
WHITE/ORANGE	PIN.3	PIN.3
ORANGE	PIN.6	PIN.6
WHITE/BROWN	PIN.7	PIN.7
BROWN	PIN.8	PIN.8

Remark:

PXXT-XXX-CEX/XX
① ② ③ ④

① Port : 12=12 port , 16=16port
② IDC : A11=110D , KRO=KRONE
K11=New Version 110D
③ Wiring: A=T568A B=T568B
C=T568A & T568B combination
④ Jack Bracket color :
BK=Black(standard)

UNIT M/M	DSGN	JANE	2003.AUG.14	ITEM NO: A-PAN-48U
SCALE 1/4	CHK			Cat.5e Patch Panel, 48 port
DWG NO: A-PAN-48U	APPR			ASSMANN Electronic Components